

STOP & SEARCH

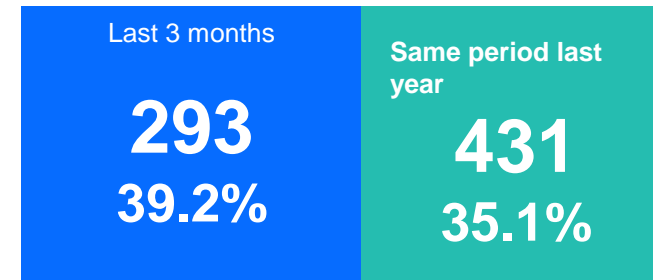
Quarter 3
Oct 25 –
Dec 25

Berkshire West C/Supt Felicity Parker

Total number of stops



Times item was found



During the reporting period, a total of 747 stop and search encounters were recorded across Berkshire West. This represents a marked reduction from the 1,228 searches conducted during the same period in the previous year, continuing the downward trend identified within the broader performance report. Despite the overall decrease in volume, search effectiveness has remained strong. In the most recent three-month period, 293 searches (39.2%) resulted in a positive outcome where an item was found. This is comparable to last year's performance of 431 positive outcomes (35.1%), indicating a continued shift towards more targeted, intelligence-led use of stop and search powers. The majority of individuals stopped were adults aged 18 and over (607), with 140 searches involving persons under 18. This distribution is consistent with ongoing patterns of adult-related offending in the area. The ethnicity breakdown of individuals stopped continues to broadly align with the local population picture, with White individuals accounting for 73% of stops, followed by Asian (12%), Black (8%), and Mixed ethnicity (2%). The data shows an ongoing need to monitor proportionality closely, but no significant deviations from population figures are indicated within this snapshot.

When examining reasons for stop, intelligence around drugs remains the primary driver. Of all stops conducted, 61.9% were drug related (462 stops), 11.5% related to suspected stolen goods and smaller proportions linked to offensive weapons, criminal damage, or going equipped for theft. The data indicates that stop and search continues to deliver meaningful enforcement outcomes, with results routinely examined by the Community Scrutiny Panel.

No Section 60 CJPOA authorisations were issued during the most recent three-month period. This contrasts with one authorisation recorded in the previous quarter and reflects the low incidence of spontaneous or intelligence-driven serious violence requiring emergency enhanced powers.


Reason for stop

Article - criminal damage	37	(5.0%)
Drugs	462	(61.9%)
Bladed Article	49	(6.7%)
Going equipped for theft	46	(6.2%)
Offensive weapon	55	(7.4%)
Stolen goods	86	(11.5%)
S. 60 CJPOA	0	

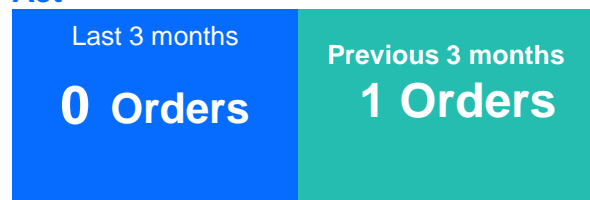
Most frequent outcomes of stop

Arrest	77	(10.3%)
Caution - simple/conditional	1	(0.13%)
Community resolution	101	(13.5%)
No further action	528	(70.7%)
Voluntary attendance	19	(2.5%)

Age of individual stopped



S.60 Criminal Justice & Public Order Act



Ethnicity of individual stopped

White	545	(73.0%)
Black	94	(12.5%)
Asian	61	(8.2%)
Mixed ethnicity	21	(2.8%)
Other	23	(3.1%)
Not stated	208	(27.8%)

Location Population 513,320

White	407,122
Asian	59,729
Mixed	18,429
Black	18,901
Other	9,139