

STOP & SEARCH

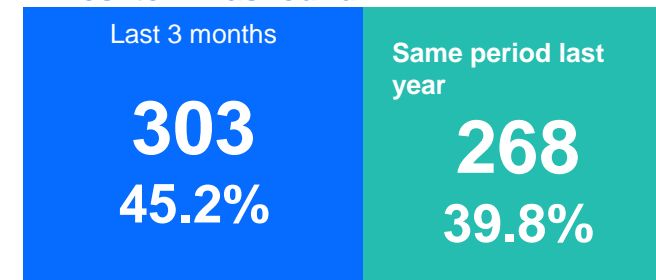
Quarter 3
Oct 25 –
Dec 25

Buckinghamshire C/Supt Emma
Burroughs

Total number of stops



Times item was found



The number of stop and search (S&S) encounters in Buckinghamshire remain consistent suggesting a steady level of proactive activity. There is a 5.4% increase in positive outcomes compared with last year. This likely reflects more focused tasking, particularly around drug related activity, which remains the most dominant reason and had a 50.9% positive find rate, with officers locating an item or evidence sought in 233 searches. Searches for stolen property also performed well, with items recovered in 36 out of 81 encounters aligning with shoplifting and theft problem solving work taking place.

There have been no S60 authorisations this quarter, indicating that violence related threat has been managed effectively without exceptional powers or that the evidential threshold was not met

There have been 81 stops involving under 18s. While the total volume is not elevated, this reinforces the need to evidence safeguarding, clear explanations and aftercare in every youth encounter. Effective safeguarding is essential to protect those at risk from harm, abuse or neglect and helps communities recognise concerns early, respond appropriately and work together to prevent harm before it occurs.

To strengthen transparency and public confidence, supervisors reviewed 137 Body Worn Video recordings of S&S. Buckinghamshire's Community Scrutiny Panel also reviewed 4 clips and highlighted improvements around clearer communication and officer safety. Their feedback is being used to support learning for frontline teams. The panel also discussed disproportionality noting in the last year, stop searches are showing higher involving Black and Asian individuals compared to other ethnicity data. Spikes in this data do align with local operations; however, more work is being done to understand. Although operational spikes explain some variation, disproportionality remains an important area for further analysis and action. Future panels will focus specifically on these encounters to support fair and proportionate policing

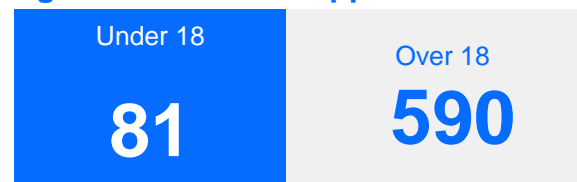
Reason for stop

Article - criminal damage	2	(0.30%)
Drugs	458	(68.3%)
Bladed Article	41	(6.11%)
Going equipped for theft	32	(4.77%)
Offensive weapon	46	(6.86%)
Stolen goods	81	(12.07%)
S. 60 CJPOA	0	

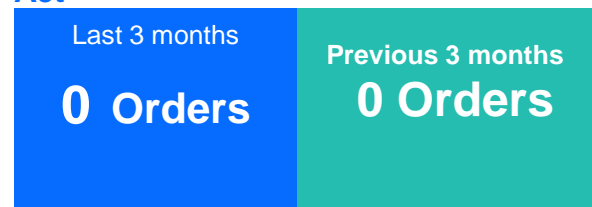
Most frequent outcomes of stop

Arrest	53	(7.90%)
Caution - simple/conditional	5	(0.75%)
Community resolution	129	(19.23%)
No further action	362	(53.95%)
Voluntary attendance	11	(1.64%)

Age of individual stopped



S.60 Criminal Justice & Public Order Act



Ethnicity of individual stopped

White	379	(56.5%)
Black	85	(12.7%)
Asian	156	(23.3%)
Mixed ethnicity	32	(4.8%)
Other	17	(2.5%)
Not stated	173	(25.8%)

Location Population

White	442,234
Asian	68,294
Mixed	19,556
Black	14,233
Other	8,718