

# STOP & SEARCH

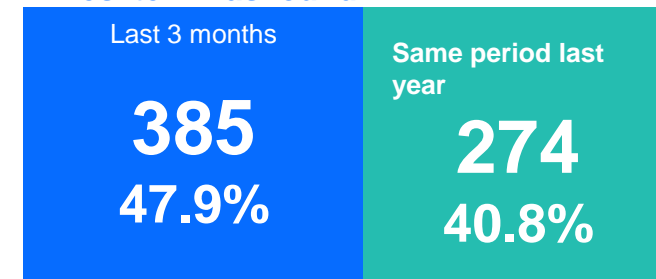
Quarter 4  
Jan 26 –  
March 26

**Buckinghamshire** C/Supt Emma  
Burroughs

## Total number of stops



## Times item was found



Buckinghamshire LCU conducted 804 stop and search (S&S) encounters, reflecting a continued, targeted approach to proactive policing. Of these searches, 385 resulted in a positive outcome, equating to a 47.9% find rate, in line with force definitions of positive S&S outcomes, demonstrating that officers are using stop and search powers in a focused and intelligence-led manner. Drug-related searches remained the most common reason, accounting for 528 encounters, reinforcing the Force's ongoing work to tackle drug supply and associated harm within local communities. Searches for stolen goods were the second most frequent, with 99 encounters, supporting wider efforts to address theft and shoplifting.

There was one Section 60 authorisation during this period, implemented in Wycombe in response to an ongoing issue of serious youth violence. The purpose of this order was to prevent serious violence, recover any potential weapons and protect those at risk of harm. The use of this power was effective in disrupting planned violence. As a result, several children were safeguarded and returned home to their guardians, 2 community resolutions were given for simple drugs possession, 2 people were arrested with 1 remanded to court for multiple offences. This received positive feedback received from partners and residents.

To strengthen transparency and public confidence, supervisors reviewed 144 Body Worn Video recordings of stop and search encounters this quarter. The Community Scrutiny Panel also reviewed footage, highlighting themes around some officers' use of language. This feedback has been shared with officers individually and across teams to support learning and improve communication. Future Community Scrutiny Panels will focus on use of force as this is a critical area for maintaining public trust, legitimacy and officer safety. Independent oversight helps ensure force is used lawfully, necessary and proportionate to the circumstances, while supporting learning from real encounters. Safeguarding remains a priority within stop and search activity, particularly for children and vulnerable individuals. Supervisor checks have identified continued improvement in recognising safeguarding risks and making appropriate onward referrals, reinforcing that stop and search is not solely an enforcement tool but an opportunity to protect those at risk and prevent harm through early intervention.

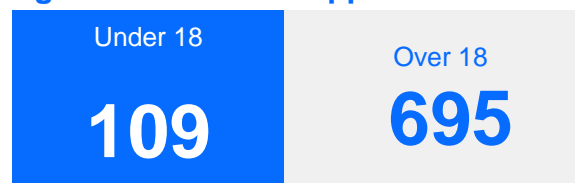
## Reason for stop

Article - criminal damage	6	(0.74%)
Drugs	528	(65.67%)
Bladed Article	49	(6.09%)
Going equipped for theft	52	(6.46%)
Offensive weapon	45	(5.59%)
Stolen goods	99	(12.31%)
S. 60 CJPOA	18	(2.23%)

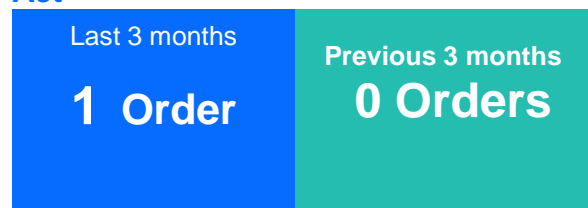
## Most frequent outcomes of stop

Arrest	74	(9.20%)
Caution - simple/conditional	9	(1.2%)
Community resolution	150	(18.65%)
No further action	517	(64.30%)
Voluntary attendance	25	(3.10%)

## Age of individual stopped



## S.60 Criminal Justice & Public Order Act



## Ethnicity of individual stopped

White	473	(58.8%)
Black	93	(11.5%)
Asian	185	(23%)
Mixed ethnicity	34	(4.2%)
Other	19	(2.36%)
Not stated	186	(23%)

Location Population  
**553,035**

White	442,234
Asian	68,294
Mixed	19,556
Black	14,233
Other	8,718