

STOP & SEARCH

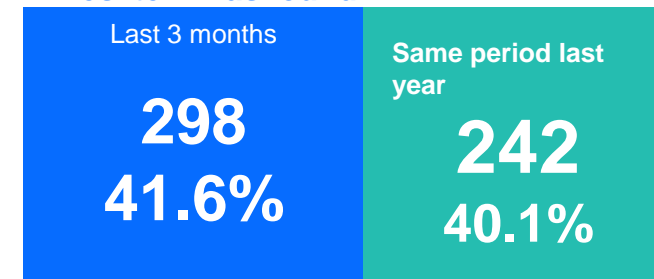
Quarter 4
Jan 26 –
Mar 26

Milton Keynes C/Supt Emma Baillie

Total number of stops



Times item was found



During the last quarter, officers in the Milton Keynes Local Command Unit carried out 716 stop and searches, an increase compared with the same period last year. This reflects our continued focus on the issues that matter most to our communities, including tackling drug supply, reducing weapon-related harm, addressing anti-social behaviour, and targeting individuals linked to theft and other acquisitive crime across the city.

Drug-related activity remained the predominant driver, accounting for 71.5% of all searches. In more than a third of searches (284 encounters) Officers located prohibited articles or evidence, demonstrating that stop and search within Milton Keynes continues to be intelligence-led and proportionate. These encounters resulted in 53 arrests and 146 community resolutions, helping us disrupt criminal behaviour while supporting diversionary and safeguarding opportunities where appropriate.

Safeguarding remains a core priority. 95 searches involved individuals under 18, and officers continue to focus on clear communication, lawful grounds and supportive engagement during interactions with young people. We also remain committed to using stop and search in a fair, proportionate and transparent way. Our independently chaired Community Scrutiny Panel continues to review real encounters and provide independent feedback, particularly in relation to grounds, BWV usage and communication style. Looking ahead, we will continue to build on this scrutiny, maintain visible patrols, and keep listening to our communities to ensure Milton Keynes remains a safe place for everyone

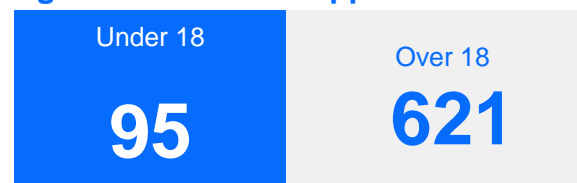
Reason for stop

Article - criminal damage	16	(2.23%)
Drugs	512	(71.5%)
Bladed Article	61	(8.51%)
Going equipped for theft	27	(3.77%)
Offensive weapon	49	(6.84%)
Stolen goods	49	(6.84%)
S. 60 CJPOA	0	

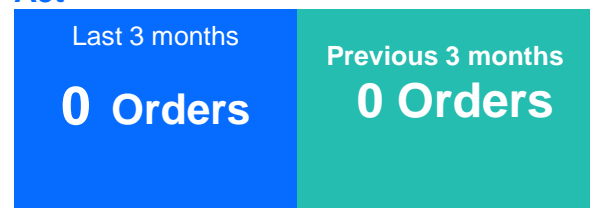
Most frequent outcomes of stop

Arrest	53	(7.4%)
Caution - simple/conditional	4	(0.56%)
Community resolution	146	(20.3%)
No further action	476	(68.4%)
Voluntary attendance	12	(1.67%)

Age of individual stopped



S.60 Criminal Justice & Public Order Act



Ethnicity of individual stopped

White	459	(64.1%)
Black	133	(18.6%)
Asian	68	(9.5%)
Mixed ethnicity	41	(5.7%)
Other	15	(2.1%)
Not stated	143	(21.0%)

Location Population
287,040

White	206,081
Asian	35,636
Mixed	11,723
Black	27,882
Other	5,718